

APDR Matching Plan Committee Notification

The preliminary October ERAS data for the 2024 ERAS cycle has been released. In comparison to the 2023 ERAS cycle:

- **Applicant Pool**
 - Diagnostic Radiology – 2136 (-7.5%)
 - Integrated IR/DR – 442 (+9.4%)
- **Average Applications per Applicant**
 - Diagnostic Radiology – 73.5 (-2.5%)
 - Integrated IR/DR – 39 (+8.9%)
- **Average Applications per Program**
 - Diagnostic Radiology – 839 (-9%)
 - Integrated IR/DR – 180 (+13.2%)

Although **Diagnostic Radiology (DR)** saw a decrease in the applicant pool, this likely represents applicant self-selection following 3 straight years of robust applicant pool growth (35% increase in applicant pool from 2020-2023). Despite this slight decrease, **radiology clearly remains highly desirable amongst medical students.**

While the average number of applications per applicant decreased slightly for DR, it remains quite high at 73.5. This reaffirms the importance of signaling in assisting program directors to holistically and fairly review applications. Further analysis is required to understand the impact of signaling on this trend.

For DR programs, given the relative stability of the applicant pool and minimal decrease in applications per applicant, it is the committee's opinion that so long as a program's number of applications is relatively similar to 2023 (and the program did well last year using signals), then a similar approach this year should lead to similar Match outcomes.

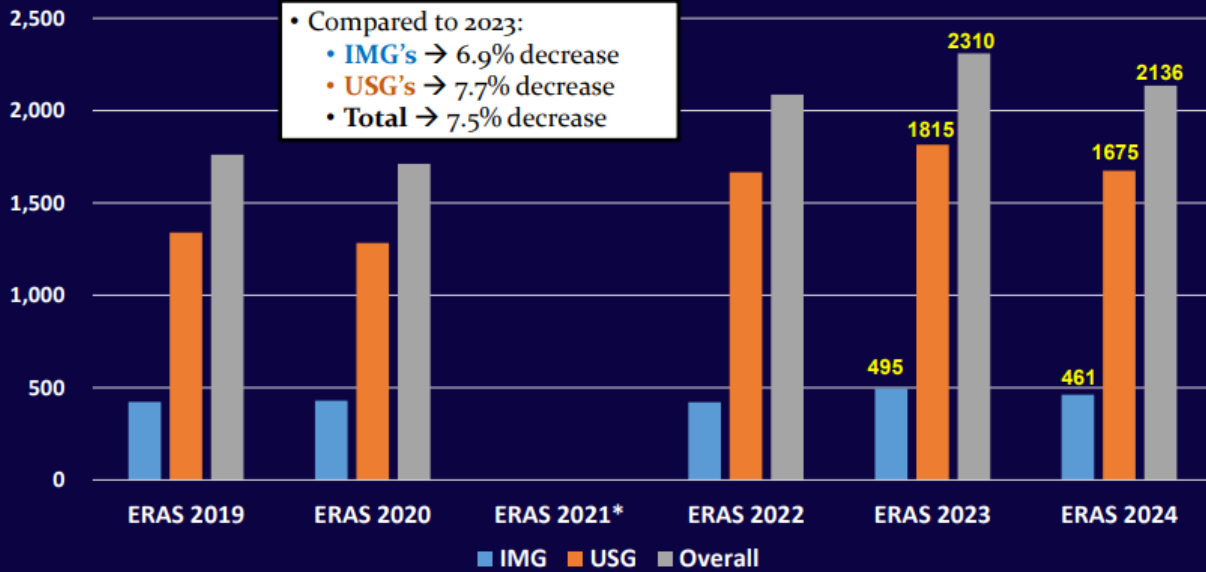
IR/DR saw its 4th consecutive year of applicant pool growth with the overall applicant pool up 43.5% since 2020.

October ERAS Data: Applicant Pool

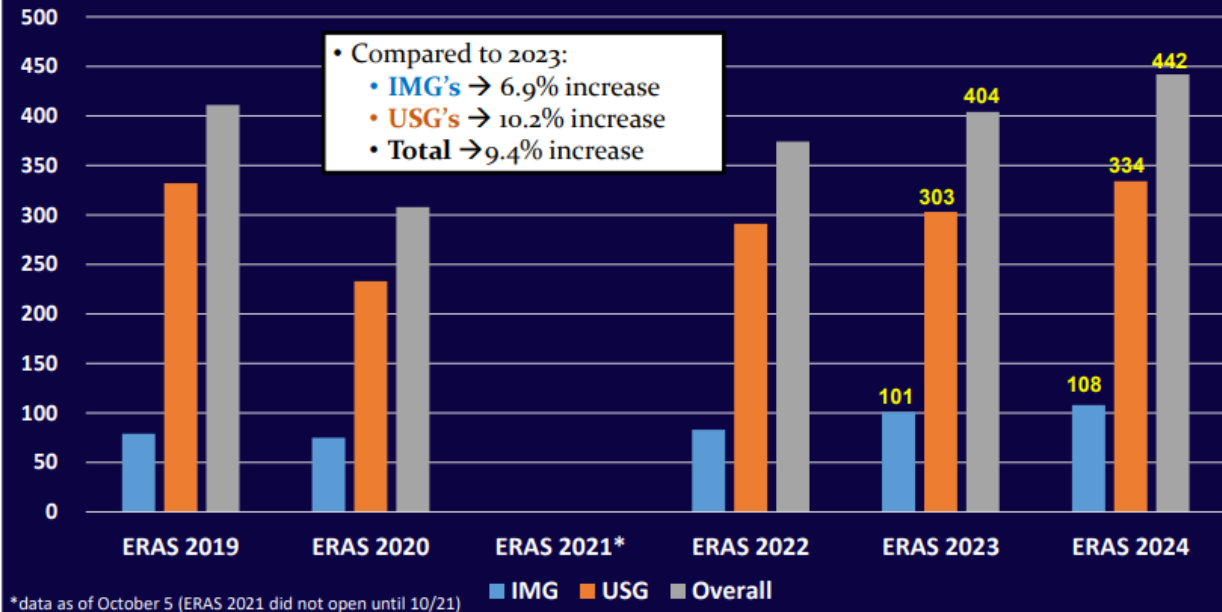
Diagnostic Radiology

IR/DR

Applicant Pool



Applicant Pool



*data as of October 5 (ERAS 2021 did not open until 10/21)

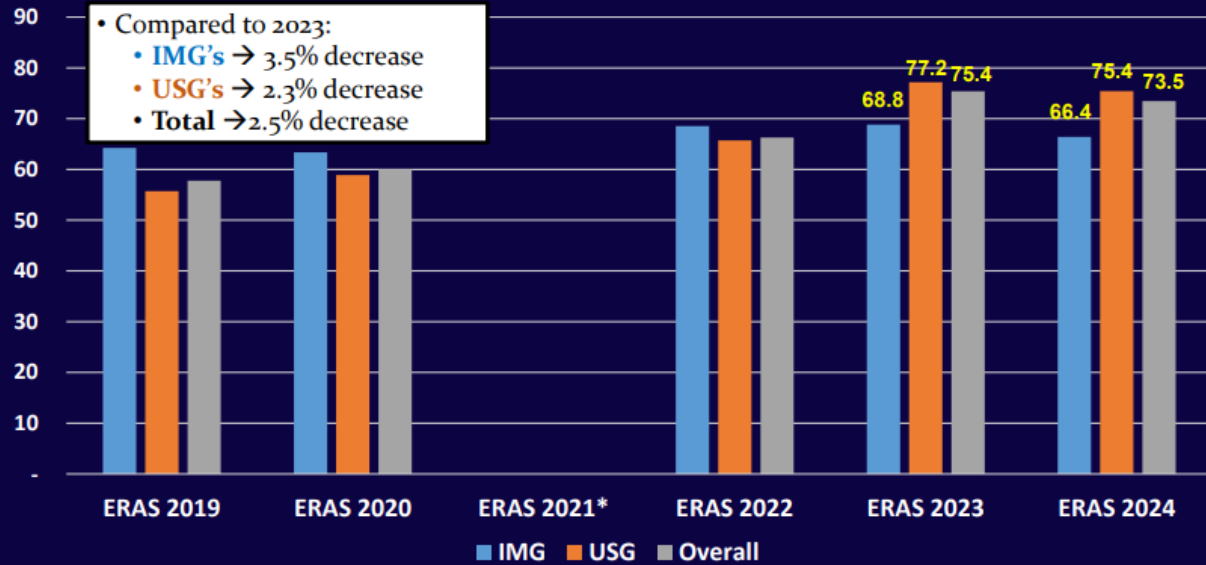
*data as of October 5 (ERAS 2021 did not open until 10/21)

October ERAS Data: Applications per Applicant

Diagnostic Radiology

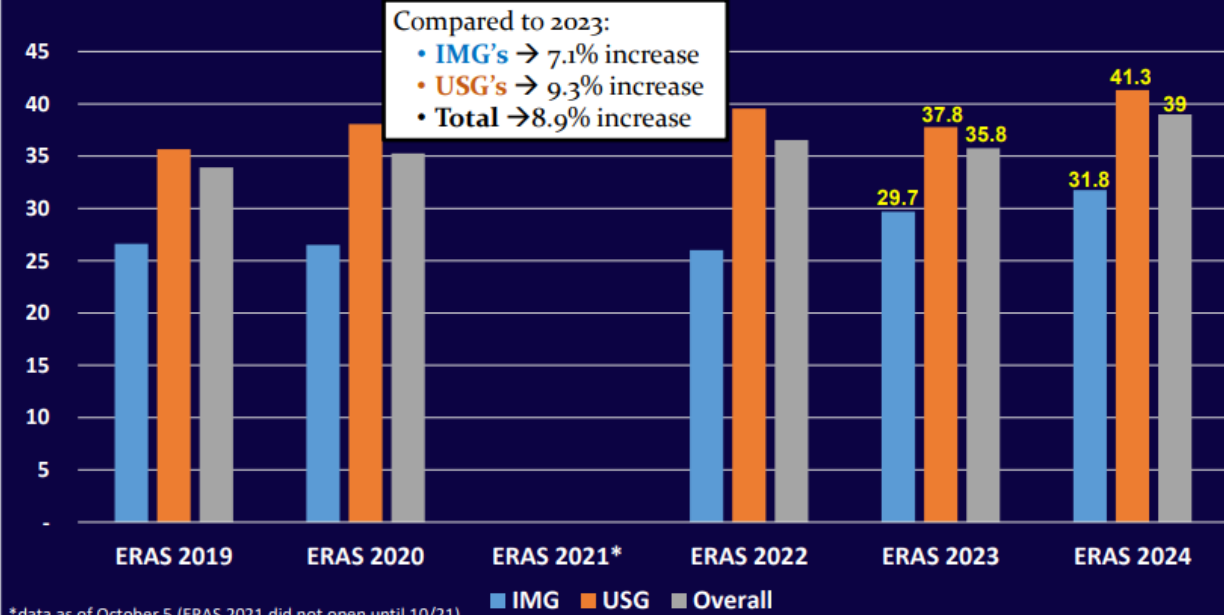
IR/DR

Applications per Applicant



*data as of October 5 (ERAS 2021 did not open until 10/21)

Applications per Applicant



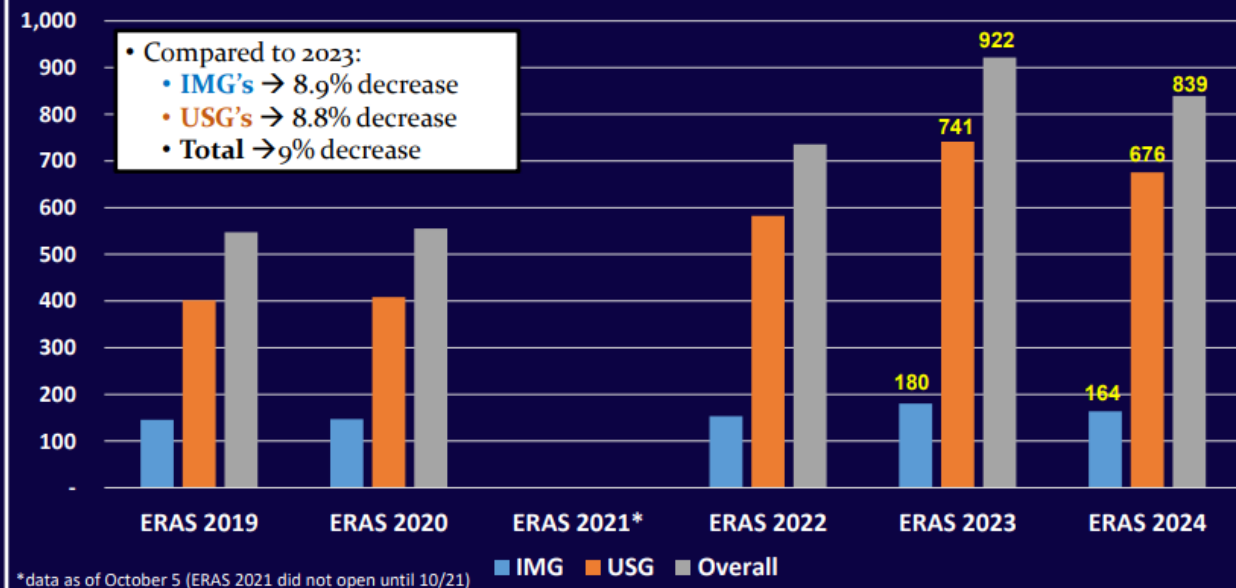
*data as of October 5 (ERAS 2021 did not open until 10/21)

October ERAS Data: Applications per Program

Diagnostic Radiology

IR/DR

Applications per Program



Applications per Program

